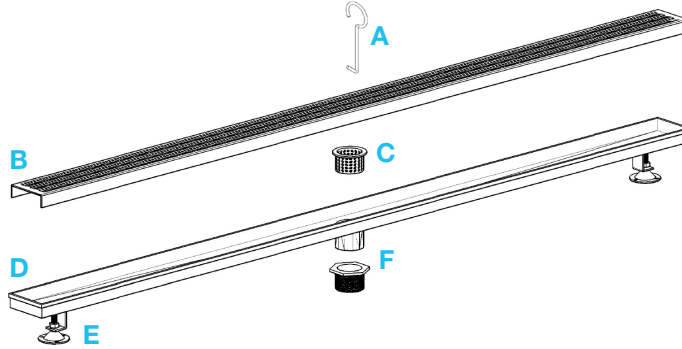


## DELMAR LINEAR DRAIN STANDARD LENGTH

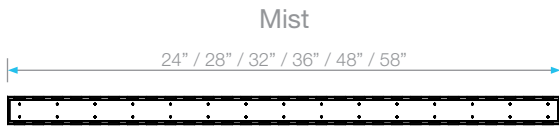
### Kit Includes:

- A** Lifting Key
- B** Grate
- C** Hair/Debris Strainer
- D** Base
- E** Leveling Legs
- F** Threaded nipple

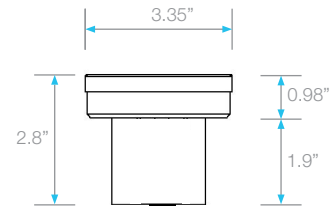


### Specifications

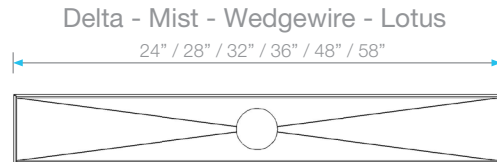
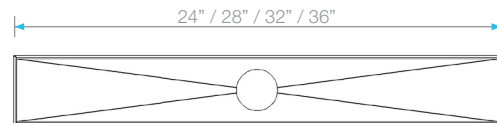
#### **B** Grate - Top View



#### **D** Base - Side View



#### Top View

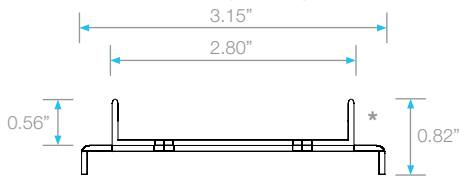


#### Side View

Nami - Kai - Delta - Lotus - Wedgewire

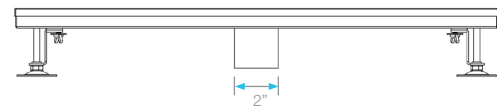


#### Mist (Tile-in)



\*Note: Tile-In grate accepts flooring material up to 1/2" tickness

#### Side View



**Features**

- Stainless Steel 316 Gauges:  
Wedgewire grate: 8 gauges = 5mm for edge bars and 9 gauges= 4mm for inside bars.  
All other grates: 16 gauge = 1.5 mm.
- Base: 18 gauge = 1.2 mm
- Works with 2" ABS, PVC or Cast Iron shower drain flange (not included).
- Standard length plain edge is intended for use with traditional waterproofing methods.
- Grate can be removed completely for cleaning.
- Hair Strainer Basket comes with every drain, fits inside the drain to collect hair and other debris, preventing clogged pipes.

**Complete Kit**

<p><b>Lotus</b></p>	Length	<b>Bronze</b>	<b>Black</b>	<b>Satin Gold</b>	
		SKU	SKU	SKU	
		24"	33.400.24 BZ	33.400.24 BK	33.400.24 GD
		28"	33.400.28 BZ	33.400.28 BK	33.400.28 GD
		32"	33.400.32 BZ	33.400.32 BK	33.400.32 GD
		36"	33.400.36 BZ	33.400.36 BK	33.400.36 GD
<p><b>Wedgewire</b></p>	Length	<b>Satin</b>	<b>Polished</b>	<b>Black</b>	
		SKU	SKU	SKU	
		24"	33.700.24 ST	33.700.24 PS	33.400.24 BK
		28"	33.700.28 ST	33.700.28 PS	33.400.28 BK
		32"	33.700.32 ST	33.700.32 PS	33.400.32 BK
		36"	33.700.36 ST	33.700.36 PS	33.400.36 BK
<p><b>Delta</b></p>	Length	<b>Satin</b>	<b>Polished</b>		
		SKU	SKU		
		24"	33.300.24 ST	33.300.24 PS	
		28"	33.300.28 ST	33.300.28 PS	
		32"	33.300.32 ST	33.300.32 PS	
		36"	33.300.36 ST	33.300.36 PS	
<p><b>Nami</b></p>	Length	<b>Satin</b>			
		SKU			
		24"	33.100.24 ST		
		28"	33.100.28 ST		
		32"	33.100.32 ST		
		36"	33.100.36 ST		
<p><b>Mist (Tile-in)</b></p>	Length	<b>Satin</b>	<b>Black</b>		
		SKU	SKU		
		24"	33.500.24 ST	33.500.24 BK	
		28"	33.500.28 ST	33.500.28 BK	
		32"	33.500.32 ST	33.500.32 BK	
		36"	33.500.36 ST	33.500.36 BK	
<p><b>Kai</b></p>	Length	<b>Satin</b>			
		SKU			
		24"	33.200.24 ST		
		28"	33.200.28 ST		
		32"	33.200.32 ST		
		36"	33.200.36 ST		

**Add to Kit (Specification Pages: XX-XX)**

	<b>Drain Flange</b>	<b>SKU</b>		<b>Square Drain Flange</b>	<b>SKU</b>
	2" PVC	83.FLG.2.PVC		2" PVC	83.SQFLG.2.PVC
	2" ABS	83.FLG.2.ABS		2" ABS	83.SQFLG.2.ABS
	2" Cast Iron No hub	83.FLG.2.CI		2" Cast Iron No hub	83.SQFLG.2.CI
	2" Cast Iron FIP	83.FLG.2.CI.IP		2" Cast Iron FIP	83.SQFLG.2.CI.IP

**Note:** Installer must verify all rough-in dimensions prior to installation and consult local and national codes. Conformity and compliance to local and national codes are the responsibility of the installer. Dimensions are subject to Manufacturers tolerance and change without notice. We can assume no responsibility for use of superseded or voided data.